


SANCTUARY

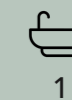
WENTWORTH POINT

WILLOW

I 0618



1



1



1

Internal area 54 m²

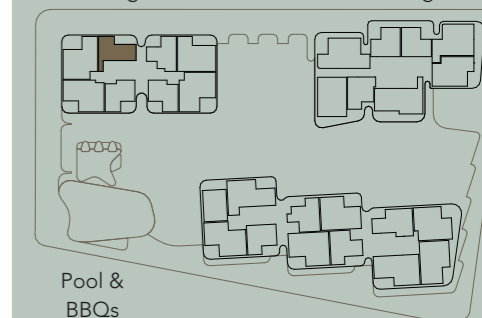
External area 11 m²

Total area 65 m²

Level 6

Building I

Building H



Pool & BBQs

Building J



A/C Air con unit FX Flexi-room
 S Storage SY Study
 P Pantry

1300 726 288

www.sanctuaryapartments.com.au



SEKISUI HOUSE



Revision: D Date: 02.03.2023

Disclaimer: The particulars are set out as a general outline for the guidance of intending purchasers and do not constitute a contract. All descriptions, dimensions, references to conditions and necessary permutations for use and other details are given in good faith and are believed to be correct, but any intending purchaser should not rely on them as statements or representations of facts, but must satisfy themselves by inspection or otherwise to the correctness of each item, and where necessary seek advice. No third party supplier or their agents has any authority to make or give any representations or warranty in relation to this property. *External areas may be larger for courtyard apartments. Refer to the detailed area schedule.